

\$Pn: 508 to 511

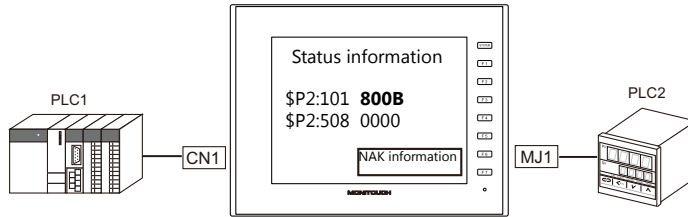
If "800BH" is stored for the error status information (\$Pn: 100 to 355), on transferring the data of that station number to any internal device memory address, the reception code will be obtained at \$Pn: 508 to 511.

Notes on use

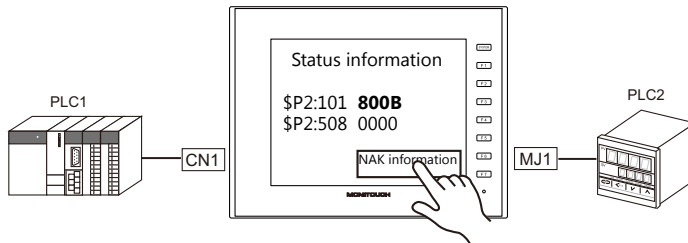
- Use \$u/\$T as the target internal device memory.
- Use the macro command MOV (W). MOV (D) cannot be used.
- "0" is stored to device memory addresses that have no expansion error code.

- Example PLC2: Fuji Electric PXR station No. 1

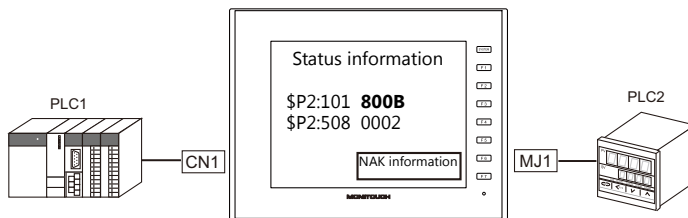
- 1) On receipt of an error code at station No. 1 of PLC2, "800BH" is stored in \$P2:101.



- 2) The data of \$P2: 101 is transferred to \$u1000 by a MOV command.
\$u1000 = \$P2: 101 (W)



- 3) The reception code is stored in \$P2: 508.
\$P2:508 = 0002H



- 4) The PXR manual shows that code 002H means "device memory address range exceeded". Amend the screen program address designation.