



## UA-FR/UB-FR OPERATING INSTRUCTIONS

Thank you for purchasing "UA-FR" (USB-A Port Front Cable) / "UB-FR" (USB-B Port Front Cable). Make sure that the delivered unit conforms to your requirement, and also check for any missing or damaged parts.  
 This manual for "UA-FR" / "UB-FR" describes the product configuration and gives notes on safe usage, the mounting procedure. Before using the product, carefully read this manual and other related manuals and make sure you understand them.

### Product configuration

**UA-FR**  
 UA-FR (USB-A Front Cable) ..... 1 pce.  
 OPERATING INSTRUCTIONS (This manual) ..... 1 copy  
 Waterproof cap ..... 1 pce.  
 Nut ..... 1 pce.  
 Packing ..... 1 pce.

**UB-FR**  
 UB-FR (USB-B Front Cable) ..... 1 pce.  
 OPERATING INSTRUCTIONS (This manual) ..... 1 copy  
 Waterproof cap ..... 1 pce.  
 Nut ..... 1 pce.  
 Packing ..... 1 pce.

### Note on Safe Usage

In this manual, you will find various notes categorized under the following levels with the signal words "DANGER", and "CAUTION".

	<b>DANGER</b> Indicates an imminently hazardous situation which, if not avoided, will result in death or serious injury.
	<b>CAUTION</b> Indicates a potentially hazardous situation which, if not avoided, may result in minor or moderate injury and could cause property damage.

Note that there is a possibility that the item listed with **CAUTION** may have serious ramifications.

#### DANGER

- Turn off the power supply when you set up the unit, connect cables or perform maintenance and inspection. Otherwise, electrical shock or damage may occur.

#### CAUTION

- Check the appearance of the unit when it is unpacked. Do not use the unit if any damage or deformation is found. Failure to do so may lead to fire, damage or malfunction.
- For use in a facility or for a system related to nuclear energy, aerospace, medical, traffic equipment, or mobile installations, please consults your local distributor.
- Operate (or store) the unit under the conditions indicated in this manual and related manuals. Failure to do so could cause fire, malfunction, physical damage or deterioration.
- Do not attempt to repair, overhaul or modify the unit at your site. Ask Hakko Electronics or the designated contractor for repair. Otherwise, it may cause malfunction.
- Hakko Electronics Co., Ltd. is not responsible for any damages resulting from repair, overhaul or modification of the unit that was performed by an unauthorized person.
- Only experts are authorized to set up the unit, connect the cables or perform maintenance and inspection.
- At the time of disposal, the cable must be treated as industrial waste.
- Do not pull USB front cable, or wire other cables with USB front cable loaded when they are being fixed. Otherwise, it may result in disconnection.

### Model

Model	Conforming standards
UA-FR	USB 2.0
UB-FR	USB 1.1

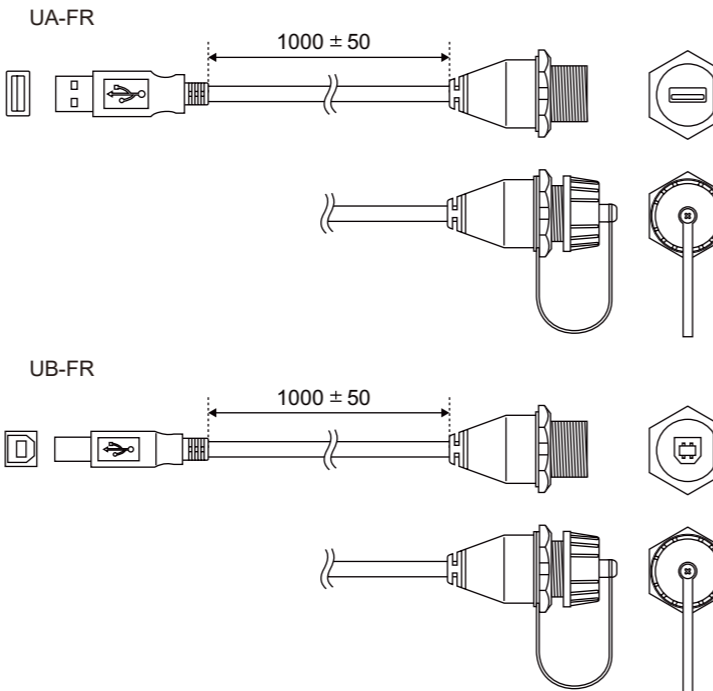
### Compatible Models

**UA-FR**  
 V10 series, V9 series, TS series, V8 series, V706 series, V715X

**UB-FR**  
 V8 series, V706 series, V715X

### External View

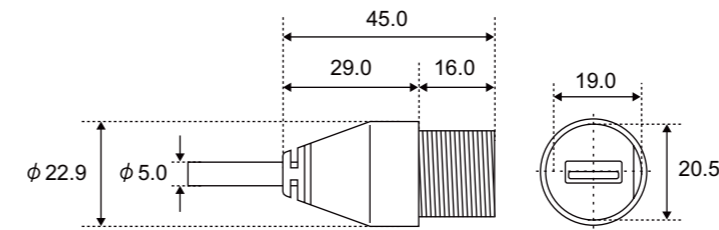
Unit : mm



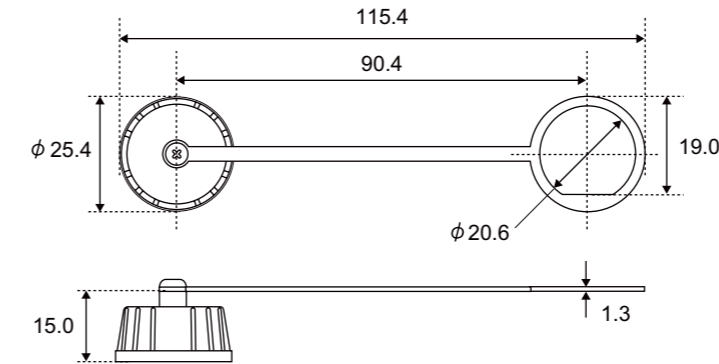
### Dimensions

Unit : mm

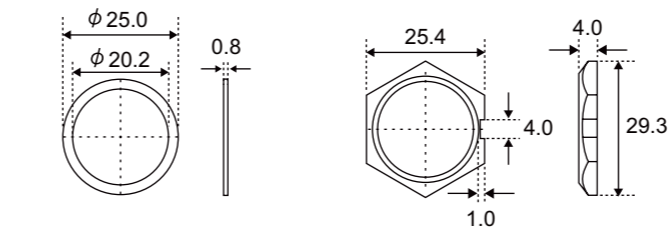
#### Cable



#### Waterproof cap



#### Nut and packing

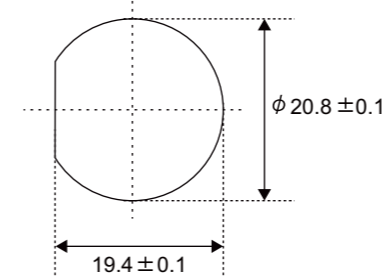


### Panel Cut Dimensions

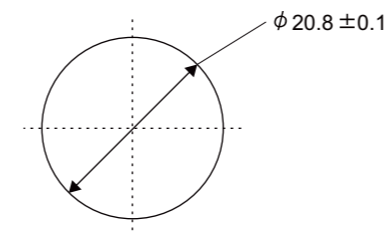
Unit : mm

Please adopt the panel cut A shown below.  
 If it is difficult to adopt it, the panel cut B is also available. However, if the panel cut B is adopted, efficiency of waterproof is not guaranteed.

#### Panel Cut A

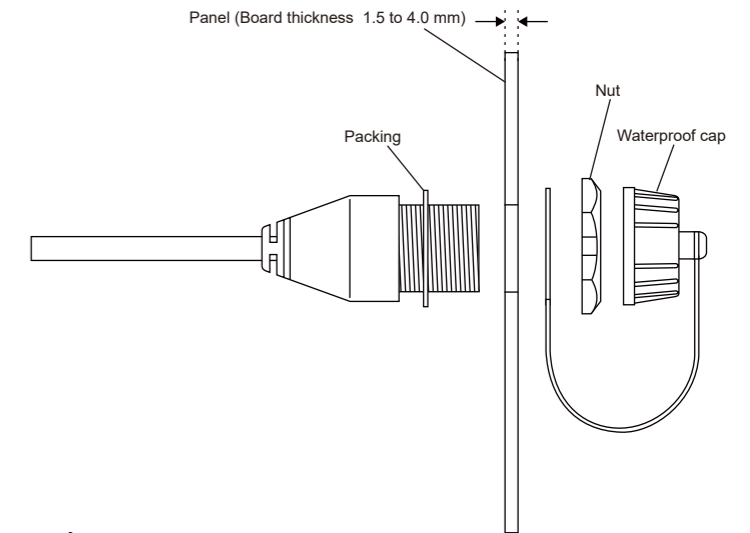


#### Panel Cut B



### Mounting Procedure

Front side of the cable is installed as follows.



#### CAUTION

If the waterproof cap is attached to this cable, IP65 will be applied to the front side. Tighten the nut with the torque (0.294 N · m or more).

## Hakko Electronics Co., Ltd.

890-1, Kamikashiwano-machi, Hakusan-shi, Ishikawa, 924-0035 Japan  
 TEL : +81-76-274-2144 E-mail : support@hakko-elec.co.jp  
 URL www.monitouch.com

Importer in Europe  
 Fuji Electric Europe GmbH  
 Goethering 58, 63067 Offenbach / Main, Germany

Importer in UK  
 Fuji Electric Europe GmbH, UK Branch  
 Bedford i-Lab, Stannard Way, Priory Business Park  
 Bedford MK44 3RZ, United Kingdom